




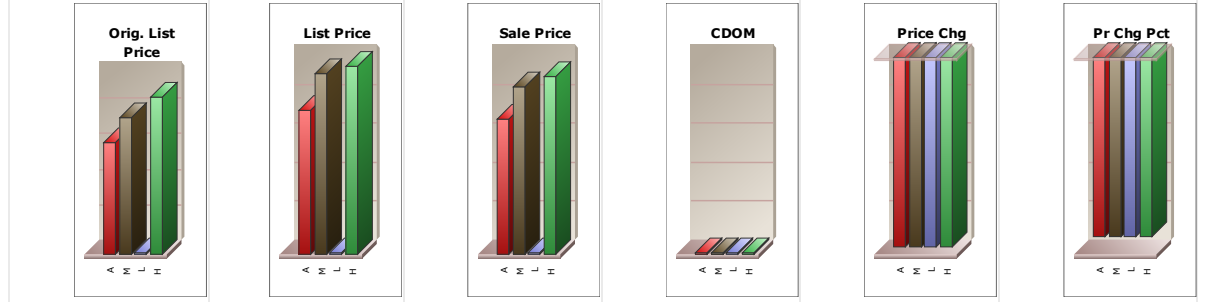


	Price / Status / MLS #	Sub-Type	Close Date	Bedrooms (1 - 12)	Baths - Total (0-10)	Apx SF - Main	List Price/SqFt	City/Town Code	Subdivision	Area	Listing Member	Agent Days on Market	Sold Price	Co-selling Member	Co-listing Member	Selling Member
1	 \$426,000 10 Arroyo Seco Drive Sedona, AZ 86336 Closed / 502118	TP	01/06/2014	2	2.5	1,751	267.84	Sedona	Arroyo Seco Th	42 - West Sedona		91	426,000			
2	 \$390,000 135 Arroyo Seco Drive Sedona, AZ 86336 Closed / 134003	TP	05/30/2014	3	2	2,054	202.04	Sedona	Arroyo Seco Th	42 - West Sedona		647	390,000			
3	 \$1,800 60 Arroyo Seco Drive Sedona, AZ 86336 Closed / 502950 Rental	TP	03/06/2014	2	2.5	1,800	1	Sedona	Arroyo Seco Th	42 - West Sedona			1,800			
4	 \$450,000 155 Arroyo Seco Sedona, AZ 86336 Closed / 503297	TP	04/21/2014	2	2	1,996	230.41	Sedona	Arroyo Seco Th	42 - West Sedona		45	450,000			
5	 \$452,340 55 Santa Susana Lane Sedona, AZ 86336 Closed / 500174	TP	05/19/2014	3	2.5	1,994	240.22	Sedona	Arroyo Seco Th	42 - West Sedona		437	452,340			

Information is deemed to be reliable, but is not guaranteed. © 2014 MLS and FBS. Prepared by Richard R Schabatka on Monday, November 17, 2014 2:57 PM.

	Original Price	List Price	Sale Price	CDOM	Price Chg	% Price Chg
Volume	\$1,872,600	\$1,824,700	\$1,720,140			
■ Average	\$374,520	\$364,940	\$344,028	0	\$-47,900	-9.09%
■ Median	\$459,900	\$459,900	\$426,000	0	\$-47,900	-9.09%
■ Low	\$1,800	\$1,800	\$1,800	0	\$-47,900	-9.09%
■ High	\$526,900	\$479,000	\$452,340	0	\$-47,900	-9.09%
Number of listings*	5 w/Orig. Pr.	5	5 sold	0		1 changed price

Legend
 ■ Average
 ■ Median
 ■ Low
 ■ High



* The number of listings in each column reflects how many listings are represented by the aggregate statistics (average, median, etc.). The statistics across any row of aggregate statistics may not all refer to the same listing.